


Author

Institution Hungerford Town Council
 Department
 Street
 Postal code
 City
 Country United Kingdom
 Contact
 Phone
 Email

Generated with **DataCollect Webreporter** version 1.0 at 07/24/2023 13:08:19

Site

Name A4 Dobbies
 Dir. Oncoming (name) East
 Dir. Outgoing (name) West
 Posted Speed Limit 
 Comment
 Device type **DSD**

Time Range

Start date 06/16/2023 12:00
 End date 07/10/2023 11:59
 Days Mo, Tu, We, Th, Fr, Sa, Su
 Time Interval 60 minutes
 Time / Day 00:00 - 23:59

Speed Classes

[V in mph]

Time	Σ	10	20	30	40	50	60	70	80	90	100	110	>110
00:00-06:00	2023	549	3	221	488	499	218	36	7	2	0	0	0
06:00-09:00	3892	264	20	829	1504	995	256	22	2	0	0	0	0
15:00-19:00	6200	456	31	1219	2502	1666	296	27	3	0	0	0	0
06:00-22:00	23808	2029	136	4499	9713	6135	1152	128	16	0	0	0	0
00:00-24:00	27192	2669	140	4956	10699	7023	1481	190	30	4	0	0	0

Calculated speeds

[V in mph]



DSD SAFETY Success

Vmin	Vavg	Vmax	V15	V50	V85	Vexc %
1	34	90	26	36	45	71.4

Vin	Vout	Vred	Vred %
34	28	-6	-18

Descriptions

Vmin: Minimal velocity
 Vavg: Average velocity
 Vmax: Maximal velocity
 V15: Critical velocity for the first 15% of vehicles
 V50: Critical velocity for the first 50% of vehicles


V85: Critical velocity for the first 85% of vehicles
 Vexc %: Speeding in %
 Vin: Average inlet velocity
 Vout: Average exit velocity
 Vred: Average speed reduction between entry and exit velocity

Author

Institution **Hungerford Town Council**
 Department
 Street
 Postal code
 City
 Country **United Kingdom**
 Contact
 Phone
 Email

Generated with **DataCollect Webreporter** version 1.0 at 07/24/2023 13:08:20

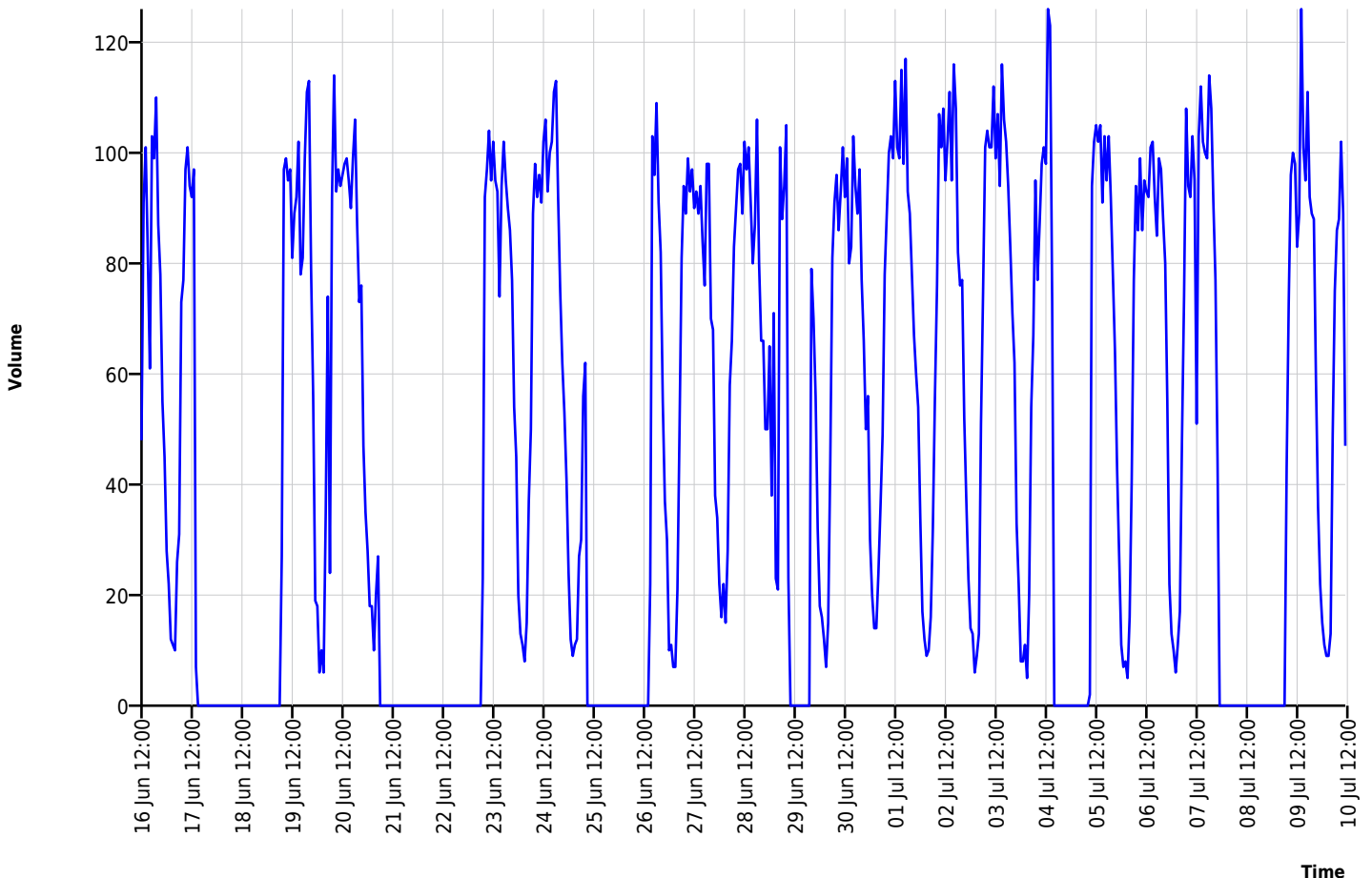
Site

Name **A4 Dobbies**
 Dir. Oncoming (name) **East**
 Dir. Outgoing (name) **West**
 Posted Speed Limit 
 Comment
 Device type **DSD**

Time Range

Start date **06/16/2023 12:00**
 End date **07/10/2023 11:59**
 Days **Mo, Tu, We, Th, Fr, Sa, Su**
 Time Interval **60 minutes**
 Time / Day **00:00 - 23:59**

Time / Volume graph




Author

Institution **Hungerford Town Council**
 Department
 Street
 Postal code
 City
 Country **United Kingdom**
 Contact
 Phone
 Email

Generated with **DataCollect Webreporter** version 1.0 at 07/24/2023 13:08:20

Site

Name **A4 Dobbies**
 Dir. Oncoming (name) **East**
 Dir. Outgoing (name) **West**
 Posted Speed Limit 
 Comment
 Device type **DSD**

Time Range

Start date **06/16/2023 12:00**
 End date **07/10/2023 11:59**
 Days **Mo, Tu, We, Th, Fr, Sa, Su**
 Time Interval **60 minutes**
 Time / Day **00:00 - 23:59**

Calc. Diagram




Author

Institution Hungerford Town Council
 Department
 Street
 Postal code
 City
 Country United Kingdom
 Contact
 Phone
 Email

Generated with **DataCollect Webreporter** version 1.0 at 07/24/2023 13:08:20

Site

Name A4 Dobbies
 Dir. Oncoming (name) East
 Dir. Outgoing (name) West
 Posted Speed Limit 
 Comment
 Device type **DSD**

Time Range

Start date 06/16/2023 12:00
 End date 07/10/2023 11:59
 Days Mo, Tu, We, Th, Fr, Sa, Su
 Time Interval 60 minutes
 Time / Day 00:00 - 23:59

Speed histogram

